


Leather



430
POPPY



456
SWAN WHITE



176
BLACK



435
CLAY



296
STEEL



455
MEDITERRANEAN



300
ASPEN



475
BURGUNDY




450
BONE



440
COBBLESTONE



375
GINGER




295
BROWNIE

Vinyl



V030
POPPY



V020
SWAN WHITE




V001
BLACK




V035
CLAY




V019
STEEL



V021
MEDITERRANEAN



V016
ASPEN




V015
BURGUNDY




V014
BONE



V040
COBBLESTONE



V011
GINGER



V018
BROWNIE

Leather Collection

LEATHER / VINYL

LEATHER PLUS SPECIFICATIONS

Features:	Madras is a top grain, corrected, pigmented leather hide that is finished through a penetrating dye process. Soft to the touch, all hides are buffed and fully embossed with an even grain print to minimize any variations in the surface appearance.
Thickness:	0.8 - 1.0 mm
Dyeing:	Drum dyed with penetrating dye
Abrasion:	Meets Class 3.5-4 (Wyzenbeek) - 70,000 cycles
Tensile Strength:	10 N/mm ² minimum
Tear Strength:	40 N minimum
Flexing Endurance:	20,000 cycles
Light Fastness:	Class 4
Elongation at Break:	35% minimum
Finishing Adhesion:	3 N/cm minimum
Determination of pH:	3,2 minimum
Flammability:	CA 117-2013; UFAC/NFPA 260; Ignitability BS 5852-0 (Cigarette): BS 5852:1979 (Class 1); Ignitability BS 5852-1 (Match): BS EN 1021-1-2:2006 (Pass); Boston Fire Dept.: BFD IX-I (Pass)

VINYL SPECIFICATIONS

Width:	54"
Content:	Face: 100% PVC / Back: 100% Polyester
Weight:	13 oz. per linear yard
Abrasion:	After 70,000 cycles (Oscillatory Cylinder Method) - no print wear
Tensile Strength:	Meets ASTM D751
Tear Strength:	Meets ASTM D2661
Flexing Endurance:	Meets ASTM 2097
Flammability:	CA 117-2013; UFAC/NFPA 260

Leather is a natural product...

As such, every hide remains unique in its character, often exhibiting tones and marking indicative of age, environment and other factors derived from its particular origin. Among these signs, there can be; growth lines (which can be compared with natural wood grain in trees); wrinkles; range marks (healed cuts); vein impressions; insect bites; brand marks; etc...etc... These marks, as in the case of natural grain or texture variations, rather than being considered flaws, are regarded as evidence of its authenticity and help distinguish "real leather" from inferior imitations. From time immemorial, appearance, durability, ease of maintenance and unique character, have been considered the principal attraction of "real leather".

Cleaning of finished leather

- Use a cloth soaked in mild soap/water solution (not detergent) and wring it out until damp. Apply the cloth to the surface of the leather in a light circular motion, turning the cloth regularly. Avoid aggressive rubbing action. Repeat with a damp cloth rinsed in clean warm water.
- Allow to dry and then lightly polish using a clean dry soft cloth.
- Don't use cleaning fluids and preparations unless specifically directed by the tanner.
- Don't over clean - leather really doesn't take much looking after!
- Don't use wax/spray polishes - upholstery leather is not the same as shoe leather! Wax polishes and furniture spray often contain silicone which will, in time, produce an unpleasant sticky feel to the leather.
- Don't feed - modern leather do not require "feeding". Despite this, there is much encouragement to use so-called hide foods, care kits, saddle soaps and waxes - avoid them all!

Cleaning of vinyl

- Remove ordinary dirt and smudges with water and a clean soft cloth or towel. Dry with a soft lint-free cloth or towel.
- Don't use abrasive powder, steel wool, or industrial strength or solvent cleaners.
- The use of upholstery "conditioners" or "protectants" is not recommended and should be avoided on all vinyl coated fabrics.

TO VIEW OUR ENTIRE TEXTILE COLLECTION AND GRADES,
PLEASE VISIT NIGHTINGALECHAIRS.COM



nightingalechairs.com

800 363 8954